



# Kitchen Design Planner

Contact us to get more information on starting your project:

Phone: 630-344-3037

Fax: 866-908-9970

Email: [info@ddsdesignservices.com](mailto:info@ddsdesignservices.com)

CLIENT: \_\_\_\_\_

Address: \_\_\_\_\_

\_\_\_\_\_

\_\_\_\_\_

Phone: (\_\_\_\_\_) \_\_\_\_\_ -- \_\_\_\_\_

Fax: (\_\_\_\_\_) \_\_\_\_\_ -- \_\_\_\_\_

Cell 1: (\_\_\_\_\_) \_\_\_\_\_ -- \_\_\_\_\_

Cell 2: (\_\_\_\_\_) \_\_\_\_\_ -- \_\_\_\_\_

Email 1: \_\_\_\_\_

Email 2: \_\_\_\_\_

Project Description:

\_\_\_\_\_

\_\_\_\_\_

\_\_\_\_\_

\_\_\_\_\_

**Introduction:** DDS Design Services LLC specializes in Designing and Creating great kitchens and baths from Start to finish. With an emphasis on the following:

- Planning and Budgeting – Part of a good design is an accurate budget that details all material and labor needed to complete the project.
- Making our clients aware of green “eco friendly” options that are durable and make sense financially.

**Client Profile:** Approximately 90% of our business comes from repeat clients and referrals:

- Individual homeowners like us and refer their friends and associates because we did a good job for them, presented them with an accurate budget and stuck to the budget. We insist our installers keep a clean job site and complete the job in a timely manner.
- Contractors like us because they know the designs and material orders are accurate and complete. When they start the job they will have the materials on hand to finish it.

**Getting Started:** As you begin the process of remodeling or building your new kitchen and bath here are some things you should know or do:

- We offer free in home consultations
- We have a “Net Zero” fee structure on kitchen projects. Put simply; we typically refund the design fee proportionally with the purchase of materials typically used in a project such as cabinetry, counter top and back splash materials, flooring, lighting etc. A maximum of 33% of the initial design fee will be applied to each item. Details are itemized in each client’s individual budget when scope of project is established.

**Philosophy:**

***We like to work with our clients not for them.***

*Collaboration has been the key to our success. Creating a new kitchen is a process. From design through construction it takes a lot of work. We work closely with our clients, ironing out the details together. By doing so gain a much greater understanding of our client's needs, life styles, kitchen work habits and tastes. The result is a new kitchen that truly performs for the people who will be living in it.*

THIS MATERIAL IS THE PROPERTY OF DDS DESIGN SERVICES LLC. All rights reserved.

DDS Design Services, LLC – PO Box 7147, Villa Park, IL 60181 – 630-344-3037

## Table of Contents

- PART A - LIFESTYLE DETAILS
  
- PART B - QUESTIONS AND ANSWERS
  - Who?
  - What?
  - Where?
  - Why?
  - When?
  - Budget Worksheet
  
- PART C - MEASUREMENT INFORMATION - HOMEOWNER
  - Measurement Information
  - Layout Paper (3)
  - Measurement Form
  - Room Information
  
- PART D - CABINETRY DETAILS
  - Primary Cabinetry
  
- PART E - COUNTERTOPS
  
- PART F - LIGHTING
  
- PART G - APPLIANCES

# PART A

## LIFESTYLE DETAILS

Please complete this sentence:

### OUR GOAL FOR THIS ROOM IS TO BE ....

- A great kitchen. Pleasing to the eye.
- A Green kitchen – Environmentally friendly
- Efficient. Built for basic functionality.
- Family friendly. This room will get a lot of use.
- A balance of form and function.
- Reasonably green – Green but cost effective too.
- Budget friendly.

### With respect to environmental concerns, I want this room to be:

- Reasonably Green, using eco friendly where possible if priced within reason. 😊
- As green or eco friendly as possible paying some attention to cost 😊
- Decadently Green, using the latest eco friendly materials no matter the cost!
- Not too concerned. 😞

How many are in your family? \_\_\_\_\_ What are the children's ages? \_\_\_\_\_

Will there be an eating area in the kitchen?

I need seating for \_\_\_\_\_ people at an  Island  Peninsula (check one)

Do you entertain frequently?  No  If Yes, then  Formally  Informally

Are there any special needs that should be addressed in the designing of this room?

No  If Yes, explain:

---

---

THIS MATERIAL IS THE PROPERTY OF DDS DESIGN SERVICES LLC. All rights reserved.

DDS Design Services, LLC – PO Box 7147, Villa Park, IL 60181 – 630-344-3037

## **PART B**

### **Questions and Answers**

**WHO? --** Who will be using the kitchen, one cook or two?

---

Are there any children or pets?

---

Are the primary users of the kitchen left handed or right handed?  
Yes, it can make a difference.

---

Who will use the island and how will it be used?

---

---

---

**WHEN? - -** When do you want to get started?

---

When do you need it completed?

---

How long do you plan to stay in your home?

---

**WHERE? --** Will this project include any rooms other than the kitchen?

---

---

Will the flooring continue into a hallway or dining room?

---

Is this a main residence, rental or vacation home?

---

Are you happy with the current layout?

---

Is there a climate controlled staging area to store the new components as they arrive?

---

Where will your temporary kitchen be set up during the remodeling?

---

---

**WHY? --** Why are you considering this project? Typical reasons are:

- To ready the house for sale.
- We are staying and want better.
- Family is growing and the current is no longer practical.
- Keep par with other homes in the area.
- Want to stay, but need to be ready to sell.
- Plan to rent it out.
- Other: \_\_\_\_\_

**WHAT? --** What is the budget for this project? (Use Budget Worksheet)

---

What is the condition and/or age of the kitchen now?

---

What is the age of the home and/or any additions?

---

What is the current value of the home? \_\_\_\_\_

What are the traffic patterns in the house?  
Specifically, how does the traffic flow around and through the kitchen?

---

---

---

What is the scope of the project?

➤ Cabinets: What rooms will receive cabinets?

---

➤ Flooring: Kitchen only or will hallways and other rooms also be affected in the remodel? \* **Green options are available!**

---

---

➤ Electrical: Will sockets need to be added or removed? Will new lighting fixtures be installed? Glass cabinet doors may require lighting inside the cabinets. Give us your thoughts. \* **Green options are available!**

---

---

➤ Paint: This can be very important to the overall scheme of things. Not just color, but also texture and most importantly, wall preparation. Give us your thoughts. \* **Green options are available!**

---

- Windows and Doors: Are windows and doors being replaced, moved or updated?

---

---

---

- Sinks and Faucets: Are sinks and faucets to be replaced or reused?

---

---

---

National averages indicate that for every \$10.00 spent on a new kitchen, \$9.00 is added to the value of the home. Assuming this is accurate; will your home's new value be consistent with others in the area?

---



APPLIANCES -	QUANTITY	LIST PRICE FROM MFG. WEB SITE	DISCOUNT PERCENTAGE	ESTIMATE FROM DEALER	MODEL NUMBERS
REFRIGERATOR	_____	\$ _____	_____ %	\$ _____	
RANGE	_____	\$ _____	_____ %	\$ _____	
DISHWASHER	_____	\$ _____	_____ %	\$ _____	
MICROWAVE HOOD COMBO	_____	\$ _____	_____ %	\$ _____	
MICROWAVE	_____	\$ _____	_____ %	\$ _____	
COOK TOP	_____	\$ _____	_____ %	\$ _____	
WALL OVEN SINGLE/DOUBLE	_____	\$ _____	_____ %	\$ _____	
WINE/BEVERAGE COOLER	_____	\$ _____	_____ %	\$ _____	
ICE MAKER	_____	\$ _____	_____ %	\$ _____	
VEGETABLE STEAMER	_____	\$ _____	_____ %	\$ _____	
<b>LIGHTING</b>					
DESIGN & SPEC DEVELOPMENT	_____	\$ _____	_____ %	\$ _____	
CEILING LIGHTS - CANS	_____	\$ _____	_____ %	\$ _____	
UNDER CABINET LIGHTING	_____	\$ _____	_____ %	\$ _____	
LIGHTING OVER TABLE	_____	\$ _____	_____ %	\$ _____	
<b>FLOORING &amp; BACK SPLASH MATERIAL</b>	<b>Sq. FOOT</b>				
FLOORING	_____	\$ _____	100.00%	\$ _____	MISC CAN INCLUDE: PAINT, GROUT,
SUB FLOOR AND OTHER MATERIALS	_____	\$ _____	100.00%	\$ _____	SHEETROCK & FINISHING MATERIALS,
BACK SPLASH TILES	_____	\$ _____	100.00%	\$ _____	BUILDING MATERIALS
MISC	_____	\$ _____	100.00%	\$ _____	
	<b>TOTAL FOR MATERIALS</b>			\$ _____	

THIS MATERIAL IS THE PROPERTY OF DDS DESIGN SERVICES LLC. All rights reserved.

DDS Design Services, LLC – PO Box 7147, Villa Park, IL 60181 – 630-344-3037

## PART C

### MEASUREMENT INFORMATION

#### DRAWING YOUR FLOOR PLAN

---

A good design starts with accurate measurements. You can help us by providing a floor plan. Using the grid attached, indicate your floor plan and record the following dimensions and the location of doors, windows and appliances.

As a general rule you should lay out the entire room and indicate what rooms the doors or openings lead to. By doing so you will be able better determine the traffic patterns and identify any areas that may need reconfiguration.

**Important:** Final field measurements should be completed or verified by your contractor or installer or and reviewed by you before placing the cabinetry order.

#### FLOOR PLAN INFORMATION

- Begin by roughly drawing the shape of your room on a plain sheet of paper or a copy of the grid. Add doors, windows, breaks in the wall and all obstructions. Indicate in which direction doors swing and where they lead. Note utility connections, ducts, outlets, lighting fixtures, vents and radiators. Record all details in inches on your rough drawing.
- Start in one corner of the room, select a wall, and measure the distance in inches, of every item on that wall from the corner. Write all measurements on your sketch.
- Continue to measure all around the room until everything is located, measured and marked on your sketch.
- Indicate the overall length of walls, height of the walls and the distance of everything from the floor - like outlets, light switches, ledges and soffits. For new construction, remember to take into consideration sheetrock thickness.
- Check that you correctly measured your room by adding your measurements for each wall and comparing them to the opposite wall.
- Include dimensions of islands or peninsulas.

#### TRANSFER YOUR INFORMATION

- Using the grid on the following pages, transfer the information from your sketch.

THIS MATERIAL IS THE PROPERTY OF DDS DESIGN SERVICES LLC. All rights reserved.

DDS Design Services, LLC – PO Box 7147, Villa Park, IL 60181 – 630-344-3037

**PART C**

**MEASURE FORM**

MEASURED BY: \_\_\_\_\_

MEASURE DATE DONE: \_\_\_\_\_

Rooms to Measure: Kitchen \_\_\_ Bathroom \_\_\_ Laundry \_\_\_ Office \_\_\_ Other \_\_\_\_\_

<b>EXISTING HOUSE/KITCHEN DETAILS</b>
---------------------------------------

Type of Foundation: Slab  Crawl  Basement

Type of Roof: \_\_\_\_\_

Is there an attic? Yes  No  Is attic accessible? Yes  No

Electrical Panel Location: \_\_\_\_\_ Number of Open Circuits on panel \_\_\_\_\_

Interior Walls: Drywall  Plaster  Other

Room Below Kitchen \_\_\_\_\_ Above: \_\_\_\_\_

Existing Floor \_\_\_\_\_

Floor to be New? Yes  No  If Yes, Type: \_\_\_\_\_

Any Limitations to Corner Cabinet Delivery: Yes  No

If Yes, Why: \_\_\_\_\_

Appliances to be in Same Location: Yes  No

Current Cabinet Height Over Fridge: \_\_\_\_\_ Stove: \_\_\_\_\_

Current Cabinets Are: \_\_\_\_\_ High

## PART C

### EXISTING - APPLIANCE DIMENSIONS

APPLIANCE	AGE OF UNIT FINISH TYPE FRONT/SIDES IF APPLICABLE	DIMENSIONS W x H x D
REFRIGERATOR		
WINE COOLER/CAPTAIN		
RANGE		
RANGE HOOD		
COOKTOP		
SINGLE OVEN		
DOUBLE OVEN		
WARMING DRAWER		
CAPPUCCINO/ESPRESSO		
MICROWAVE		
MICROWAVE SPACE SAVER		
DISHWASHER ONE		
DISHWASHER TWO		
SINK: SINGLE <input type="radio"/> DOUBLE <input type="radio"/>		
SECONDARY SINK		
COMPACTOR		
WASHER		
DRYER		
TELEVISION & BRACKET		
OTHER		
OTHER		

THIS MATERIAL IS THE PROPERTY OF DDS DESIGN SERVICES LLC. All rights reserved.

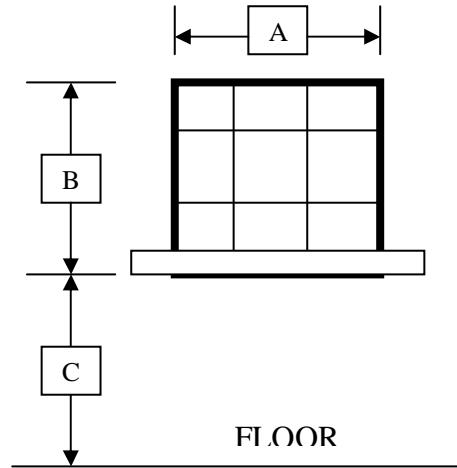
DDS Design Services, LLC – PO Box 7147, Villa Park, IL 60181 – 630-344-3037

**PLEASE FILL OUT THE FOLLOWING DOOR AND WINDOW INFORMATION.  
 LABEL ALL DOORS AND WINDOWS ON YOUR FLOOR PLAN.**

**DOES WINDOW(S) HAVE MOLDINGS SURROUNDING IT?**

**IF SO INCLUDE MOLDINGS IN YOUR MEASUREMENT**

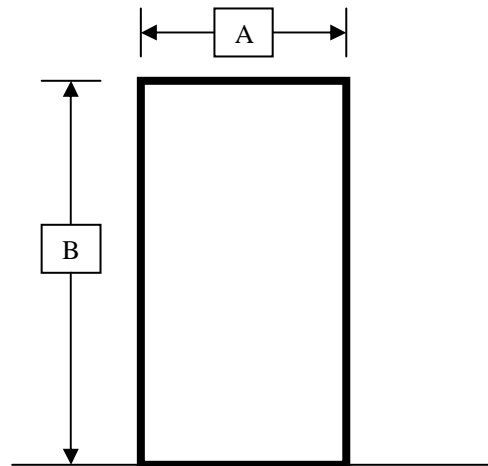
WINDOWS	A	B	C
WINDOW #1			
WINDOW #2			
WINDOW #3			
WINDOW #4			



**DOES DOOR(S) HAVE MOLDINGS SURROUNDING IT?**

**IF SO INCLUDE MOLDINGS IN YOUR MEASUREMENT**

DOORS	A	B
DOOR #1		
DOOR #2		
DOOR #3		
DOOR #4		




**NOTES:**

THIS MATERIAL IS THE PROPERTY OF DDS DESIGN SERVICES LLC. All rights reserved.

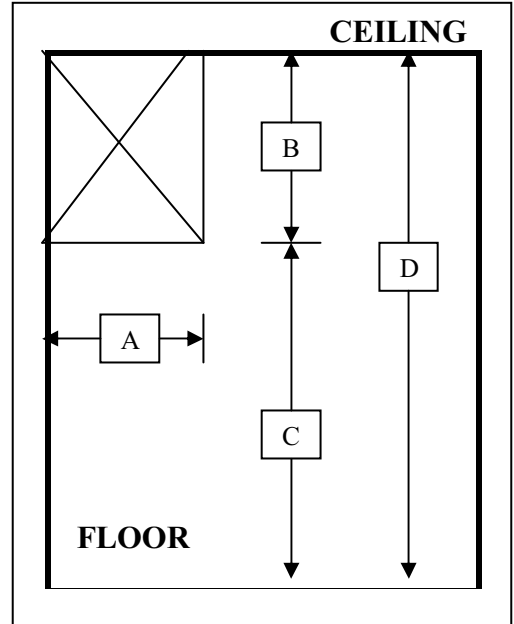
DDS Design Services, LLC – PO Box 7147, Villa Park, IL 60181 – 630-344-3037

**NOTES:**

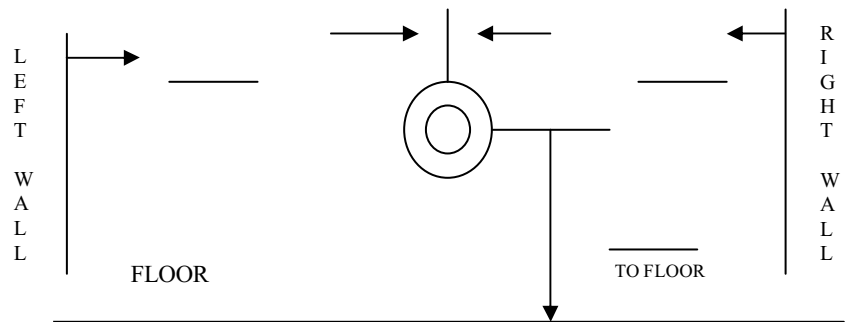


**EXISTING SOFFIT**

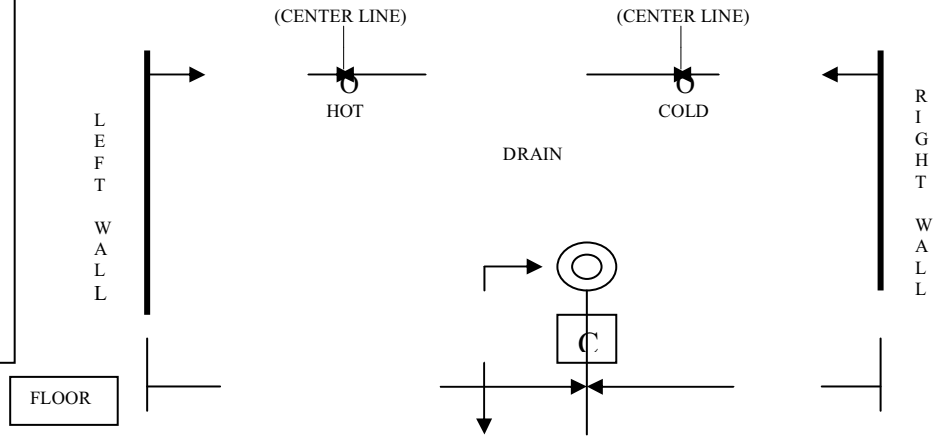
A	SOFFIT DEPTH	
B	SOFFIT HEIGHT	
C	FLOOR-TO-SOFFIT	
D	CEILING HEIGHT	



**EXISTING LINE LOCATION  
(CENTER LINES)**




**EXISTING PLUMBING SUPPLY AND DRAIN LINES  
(CENTER LINE)**





Name:


Date:





Name:


Date:





Name:

Date:



# PART D

## PRIMARY CABINETRY

### Specie/Door Style/Finish-Primary Cabinetry

- Alder – Consider this green option instead of cherry!
- Rustic Alder – Consider this green option instead of cherry!
- Cherry
- Rustic Cherry
- Hickory
- Rustic Hickory
- Maple
- Designer Finishes on Maple
- White Oak
- Quarter Sawn Red Oak
- Thermofoil – Consider this green option!
- Veneers or composite veneers – Consider this green option!
- Other: \_\_\_\_\_

Door Style \_\_\_\_\_

Finish \_\_\_\_\_

Cabinet Company \_\_\_\_\_

### Finish Options (Available on Select Finishes) - \* Green options are available!

- Glazing            Yes     No
- Spattering        Yes     No
- Distressing        Yes     No
- Sheen              Low     Standard     High
- Other as described in a specific manufacturers literature
- Other Custom \_\_\_\_\_

### Door/Drawer Options (available on select styles)

- 5 piece drawer header
- Slab drawer head
- Edge detail
- Decorative detail
- Blumotion® Soft Close
- Soft Close Doors

<b>Would you consider eco friendly “Green” options?</b>	<input type="checkbox"/> YES	<input type="checkbox"/> NO
<b>Would you prefer eco friendly “Green” options?</b>	<input type="checkbox"/> YES	<input type="checkbox"/> NO

THIS MATERIAL IS THE PROPERTY OF DDS DESIGN SERVICES LLC. All rights reserved.

DDS Design Services, LLC – PO Box 7147, Villa Park, IL 60181 – 630-344-3037

# PART D

## PRIMARY CABINETRY - PART 2

### Accent/Focal Points

- Staggered Heights
  - Staggered Depths at Sink or Range
  - Where do you want the focal points to be? \_\_\_\_\_
- 

### Embellishments

- Corbels
- Wire or Colored panels in some or all doors
- Decorative Glass D in some or all doors
- Moulding
- Mullion Doors in some or all doors
- Onlays

### Islands

- One height
- Staggered heights
- Seating for \_\_\_\_\_ people

### Other

- Wood hood
- Hearth over cooking area
- Lowered baking center

**Would you consider eco friendly “Green” options?**

YES  NO

**Would you prefer eco friendly “Green” options?**

YES  NO

THIS MATERIAL IS THE PROPERTY OF DDS DESIGN SERVICES LLC. All rights reserved.

DDS Design Services, LLC – PO Box 7147, Villa Park, IL 60181 – 630-344-3037

# PART E

## COUNTERTOPS

- SOLID SURFACE
  - - Hi-Macs – Some colors are made with recycled content
  - - Corian – Some colors are made with recycled content
  - - Staron – Some colors are made with recycled content
  - - Meganite – Some colors are made with recycled content
  
- - Recycled Products - Such as products made from recycled paper
  
- HARD SURFACE
  - Granite
  - Quartz
  - Quartz - Recycled Content
  - Soap Stone
  - Vetrazzo – Made from recycled glass and other products
  - Concrete
  - Marble
  - Wood
  - Wood – Green such as bamboo
  
- Laminate
  - Post Formed
  - Custom
  - Green Option
  - Wood Edge

Would you consider eco friendly “Green” options?

YES  NO

Would you prefer eco friendly “Green” options?

YES  NO

THIS MATERIAL IS THE PROPERTY OF DDS DESIGN SERVICES LLC. All rights reserved.

DDS Design Services, LLC – PO Box 7147, Villa Park, IL 60181 – 630-344-3037

## PART F

### LIGHTING – INSTALLING ENERGY EFFICIENT LIGHTING CAN PRODUCE HUGE SAVINGS OVER TIME

➤ **OVERHEAD**

Recessed or Surface Mounted? \_\_\_\_\_  
If recessed ceiling insulated? \_\_\_\_\_  
Is dimming a requirement? \_\_\_\_\_

➤ **UNDER CABINET**

Is there an absolute requirement for recessed or surface? \_\_\_\_\_  
Are there issues with fluorescent, low-voltage or LED? \_\_\_\_\_

➤ **ACCENT**

Description of what is to be accented:

\_\_\_\_\_  
\_\_\_\_\_

Locations of accent items on drawings: \_\_\_\_\_

➤ **OVER TABLE (SEATING)**

Table Height - 30"      Other: \_\_\_\_\_

What is primary and secondary use of table? \_\_\_\_\_

Recessed, surface or pendant? \_\_\_\_\_ If pendant, glass or metal?

➤ **OVER ISLAND**

Island Height - 36"      Other: \_\_\_\_\_

Describe any items hanging over island:

\_\_\_\_\_

Recessed, surface or pendant? \_\_\_\_\_ If pendant, glass or metal?

• **Additional considerations**

Ceiling color and finish: \_\_\_\_\_

Wall color and finish: \_\_\_\_\_

Floor color and finish: \_\_\_\_\_

Countertop color and type: \_\_\_\_\_

Lighting controls: \_\_\_\_\_

Does anyone living or working in the kitchen have special needs? \_\_\_\_\_

\_\_\_\_\_

**Would you consider eco friendly "Green" options?**

YES     NO

**Would you prefer eco friendly "Green" options?**

YES     NO

THIS MATERIAL IS THE PROPERTY OF DDS DESIGN SERVICES LLC. All rights reserved.

DDS Design Services, LLC – PO Box 7147, Villa Park, IL 60181 – 630-344-3037

## PART G – APPLIANCES

### – INSTALLING ENERGY STAR APPLIANCES CAN PRODUCE HUGE SAVINGS OVER TIME

There are many things to consider when specifying appliances for your new kitchen. Performance is the key issue. What level of performance do you expect from each appliance? More to the point, how do you expect to perform? Are you the next food network star?

- Refrigeration:
- Built-In
  - Counter Depth
  - Separate units for refrigeration and freezing
  - Separate unit for beverages
  - Wine Storage

\* Note – Some models can achieve much lower spoilage (making your food last longer) rates than others. Are you interested in learning more?

- Cooking:
- Range - Electric or Gas? How many burners?
  - A range is defined as single standalone unit with oven(s) underneath.
  - Would you like a grill or griddle?

- Cook Top - Electric or Gas? How many burners?
- Would you like a grill or griddle?

- Oven(s):
- One or two – Electric or Gas?
  - Self cleaning option?
  - Convection in one or both?
  - Any special options or requirements?

- Microwave: - There are too many options here. How do you expect it to perform?

---

---

- Dishwasher: - There are too many options here. How do you expect it to perform?  
How many times a day do you run it?

---

---

**Would you consider eco friendly “Green” options?**

YES  NO

**Would you prefer eco friendly “Green” options?**

YES  NO

THIS MATERIAL IS THE PROPERTY OF DDS DESIGN SERVICES LLC. All rights reserved.

DDS Design Services, LLC – PO Box 7147, Villa Park, IL 60181 – 630-344-3037

**Ventilation:** - Your choices here are too many to list however your choices could / will be affected by your choice of a range or cook-top.

**Specialty and smaller appliances:**

- Built In Coffee maker
- Cappuccino machine
- Clear ice machine
- Garbage compactor
- Mixer
- Toaster
- TV
- Hot Water dispenser
- Built in steamer or slow cooker
  
- Other \_\_\_\_\_

Appliances are a huge part of any new kitchen. Give us your thoughts.

---

---

---

**NEW APPLIANCE SPECIFICATIONS - PLEASE ATTACH MANUFACTURERS SPEC SHEETS**

**IT IS IMPORTANT TO FINALIZE YOUR APPLIANCE SELECTION AS SOON AS POSSIBLE**

<b>APPLIANCE</b>	<b>BRAND AND MODEL</b>	<b>DIMENSIONS W x H x D</b>
REFRIGERATOR		
WINE COOLER/CAPTAIN		
RANGE		
RANGE HOOD**		
COOK-TOP**		
SINGLE OVEN		
DOUBLE OVEN		
WARMING DRAWER		
CAPPUCCINO/ESPRESSO		
MICROWAVE		
MICROWAVE HOOD COMBO**		
DISHWASHER ONE *		
DISHWASHER TWO*		
SINK: SINGLE <input type="radio"/> DOUBLE <input type="radio"/>		
SECONDARY SINK		
COMPACTOR		
WASHER		
DRYER		
TELEVISION		
MICROWAVE SPACE SAVER		
OTHER		

**\* Make sure you understand the drying process and cycle times on your new dishwasher(s)**

**\*\* Make sure the ventilation capacity (CFM's) is adequate to handle the BTU output of the range or cook-top below.**

**Think Green and save money with high efficiency products.**

THIS MATERIAL IS THE PROPERTY OF DDS DESIGN SERVICES LLC. All rights reserved.

DDS Design Services, LLC – PO Box 7147, Villa Park, IL 60181 – 630-344-3037